



# The Reception Year at Spixworth Infant School: shared expectations

A Meeting for Parents and Carers  
October 2021

# Thank You!





























# The Early Years Foundation Stage

- Continues from pre-school
- Play based, child choice
- Seven Areas of Learning
- On-going assessment, Tapestry



# Little Wandle

- The phonics scheme we follow is Little Wandle.
- We will upload a copy of the formation phrases onto tapestry for you to practise at home.

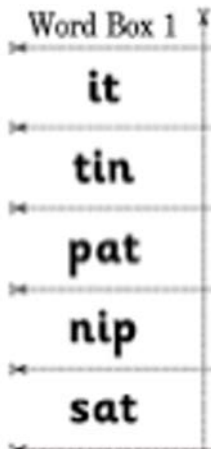
								
Around the astronaut's helmet and down into space.	Down bear's back, up and round his big tummy.	Curly around the cat.	Round the duck's body, up to its head and down to its feet.	Around the elephant's eye and down its trunk.	Down the flamingo's neck, all the way to its feet, then across its wings.	Round the gecko's face, up to his ear, down and curl under his chin.	Down, up and over the helicopter.	Down the iguana's body, then draw a dot at the top.
								
All the way down the jellyfish, dot on its head.	Down the kite, up and across, back and down to the corner.	All the way down the lollipop.	Down, up and over the mouse's ears, then add a flick on the nose.	Down the stick, up and over the net.	All around the octopus.	Down the penguin's back, up and around its head.	Round the queen's face, up to her crown, down her robe with a flick at the end.	From the cloud to the ground, up the arch and over the rainbow.
								
Under the snake's chin, slide down and round its tail.	From the tiger's nose to its tail, then follow the stripe across the tiger.	Down and around the umbrella, strip at the top and down to the bottom and flick.	Down to the bottom of the volcano and back up to the top.	From the top of the wave to the bottom, up the wave, down the wave, then up again.	Start at the top, then across to the bottom of the box.	Down and round the yo-yo, then follow the string round.	Zig across, zig down and across the zebra.	

# Early Reading

- Beginning with talking
- First words
- Share-at-home books and homework (Mathseeds/Purple mash/ espresso)
- Phonics - in reading records



# Early Reading



1. Words to practise at home - we will stick these in reading records.


pat a dog

socks on a mat

a cat in a hat

a cap on a peg

2. Once your child is blending we will send home captions to practice reading



3. Reading books



# Early Writing

- Physical skill - strength and coordination
- Opportunities and encouragement
- Story scribes
- Upper and lower case
- Pencil grip



# The Write Stuff

- In January we will be starting the Write Stuff approach.
- We will refer to the fantastics to encourage vocabulary and writing of sentences.






# Early Maths

1 2 3 4 5 6  
7 8 9 10

Maths is in everything:

- Finding numbers
- Finding shapes and measures
- Handling money
- Talking about time



# White Rose



- White Rose is a scheme of learning
- Use of physical resources and maths books
- Mastery reasoning and problem solving



# Curriculum Map

- We have a child centered curriculum which is planned to develop the whole child by offering a broad, balanced and enriched curriculum.
- You can look at the curriculum maps on the school website to see what we will be doing in school and ideas of what you could do to support at home.



# Tapestry



Hopefully you are all set up with Tapestry and have had a chance to log in.

Please do contact us if you need help

We love sharing any exciting moments/ achievements from home so please add these to Tapestry so we can share these in class.



# Essential Reminders

- Please name all clothing
- Book bags in school every day
- Independence: coats, scissors,
- Free School Meals
- Any concerns or questions - please always ask.

