

Beech Class Newsletter

November 2019

Welcome back after half term, we hope you had a relaxing and enjoyable time.

Thank you for sharing on Tapestry some of the things you have been up to, the children have really enjoyed talking to their class about their holiday news.

It has been wonderful to see so many of you have accessed Mathseeds.

Our school topic for this term is: Bright Lights, Big City

Bright Lights, Big City

We will be looking at different lights around the world, including the celebration of Diwali, Guy Fawkes night and Christmas. We will also be learning about the past through the history of The Great Fire of London, we will represent our understanding about the past event in many different ways, including learning the song *London's Burning* and role playing in the bakery at Pudding Lane. To end our topic, we will be designing and making our own Tudor houses and we will recreate a small world Great Fire of London and will safely set fire to our houses!

Please could we ask for any spare junk modelling and cardboard boxes to be bought in by Monday 18th November so we can make our Tudor houses.

Class Reminders

Our **library** sessions will be every **Friday**. Please bring back your library book from the previous week to get a new one!

PE is on **Monday** and **Thursday**. Please keep PE kits in school and with everything named!

Named wellies to be in school at all times.

Please take a look at this terms knowledge organisers and get sharing on **Tapestry** what you have been doing at home. Children will share this to their class on a **Friday**!

Please continue to **read at least 3 times a week** at home! We check book bags daily and change books once a comment has been written in the children's reading record book.

Class dates

Sharing afternoon – Friday 15th November 2:45

Open afternoon- Thursday 21st November

Parents meetings -

Friday 22nd November - Wednesday 25th November 3.00 p.m. – 4.00 p.m.

Beech Class Christmas Café – Monday 2nd December 2:00-3:00

School Christmas Lunch – Friday 13th December (children only)

Christingle – Monday 16th December (children only)

Reception Christmas Play -







Tuesday 17th December at 10:45

Wednesday 18th December at 9:30

We are using the handwriting ditties to help us form our letters correctly

Here are some examples of expected letter formation for Autumn term.







Curly caterpillar family

					
Curl around the caterpillar.	All around the orange.	Around the apple and down the leaf.	Around the dinosaurs bottom, up his tall neck & down to his toes.	Around the girls face, down her hair and give her a curl.	Round her head, up past her earring, down her hair, and flick.





One armed robot family

						
Down the robots back and curl over his arm.	Down Nobby and over his nose.	Down Maisie, mountain, mountain.	Down the giraffes plate and around his face.	Down the head, to his hooves and over his back.	Down the faces to the heel and around the toe.	Down the kangaroo's body loop tail and leg.

long ladder family

					
Down the long leg.	Down the tower, across the tower.	Down the body and dot for the head.	Down his body, curl, dot for his head.	Down a horn, up a horn and under head.	Down and under, up to the top and draw the puddle.

zig zag family

			
Down, up, down, up.	Zig-zag-zig.	Down the arm and leg, repeat the other side.	Down a wing, up a wing.

	<u>odd ones out</u>
Lift off the top and scoop out the egg.	
	Down the stem and draw the leaves.
Slither down the snake.	

